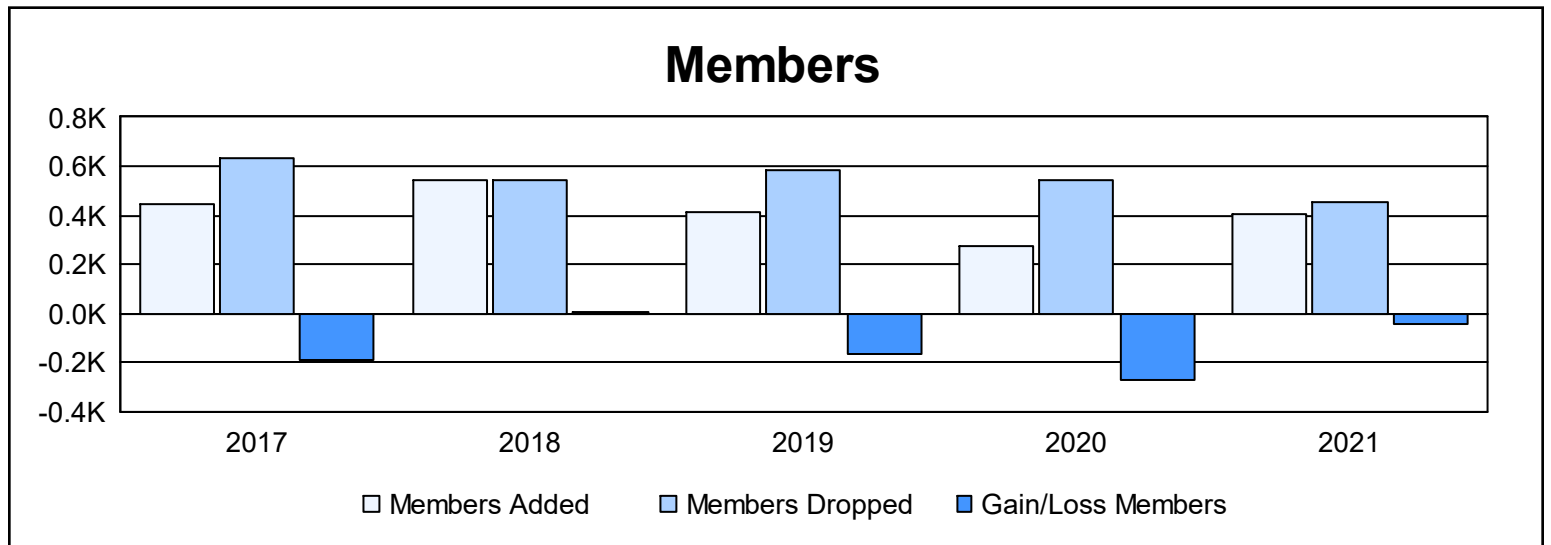
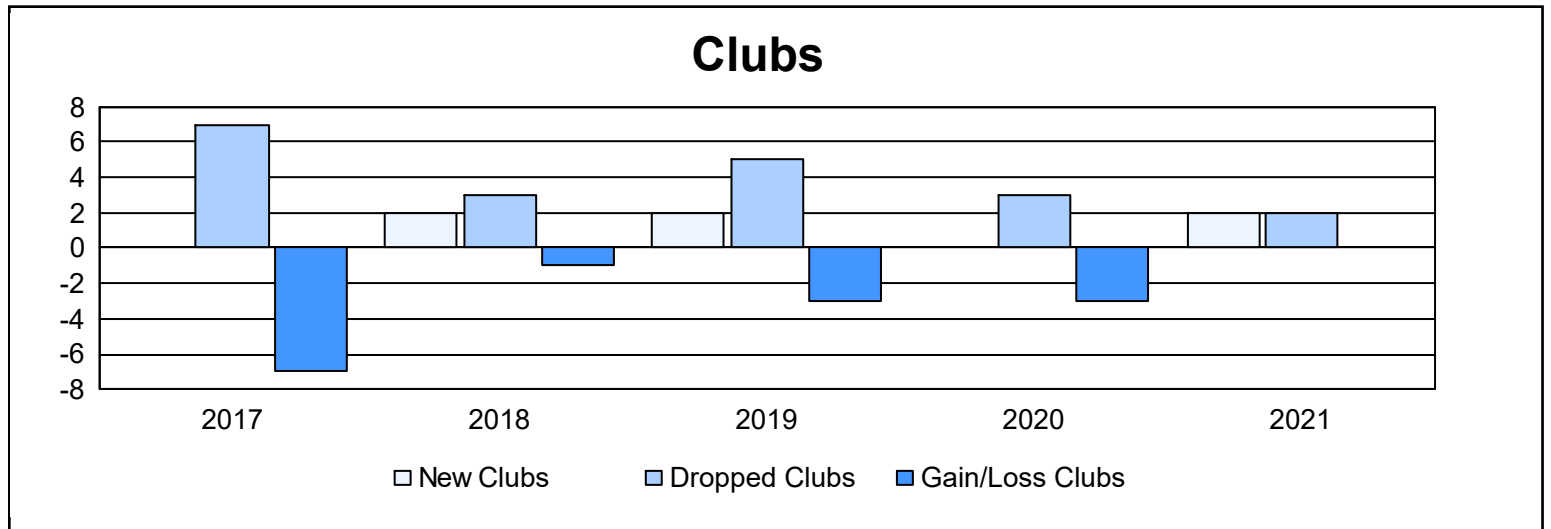
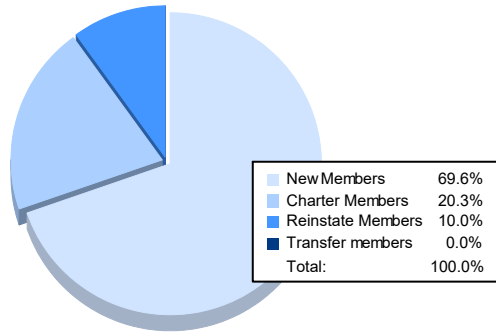


Year	New Clubs	Dropped Clubs	Gain/ Loss Clubs	New Members	Charter Members	Reinstate Members	Transfer Members	Total Member Added	Total Members Dropped	Gain/ Loss Members
2016-2017	0	7	-7	424	6	15	0	445	632	-187
2017-2018	2	3	-1	465	52	24	6	547	543	4
2018-2019	2	5	-3	355	44	11	3	413	582	-169
2019-2020	0	3	-3	242	3	18	8	271	541	-270
2020-2021	2	2	0	284	83	41	0	408	454	-46
<b>Average</b>	<b>1</b>	<b>4</b>	<b>-3</b>	<b>354</b>	<b>38</b>	<b>22</b>	<b>3</b>	<b>417</b>	<b>550</b>	<b>-134</b>



### Membership Composition June 2021 Cumulative



### Gender Composition June 2021 Cumulative

